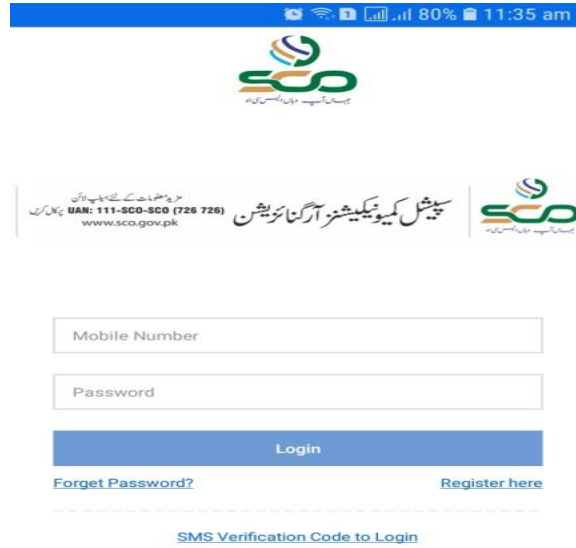


SCO SELF-CARE APP FOR DSL TOP-UP

1. Download App from Google Play Store or Apple Store
2. SCO SIM is not mandatory to login
3. Open SCO APP on you Android/Apple Phone.
4. Enter your username and password then click login.
 - a. User Name and Password will be same that DSL user is already using for Self Service Portal.
 - b. In case of you don't have User Name and Password Call Center 111-726-726.



11:35 am 80% 80% 11:35 am

سول سروسز اوپریشن
www.sco.gov.pk

سول سروسز اوپریشن
UAN: 111-SCO-SCO (726 726)
www.sco.gov.pk

سول سروسز اوپریشن

Mobile Number

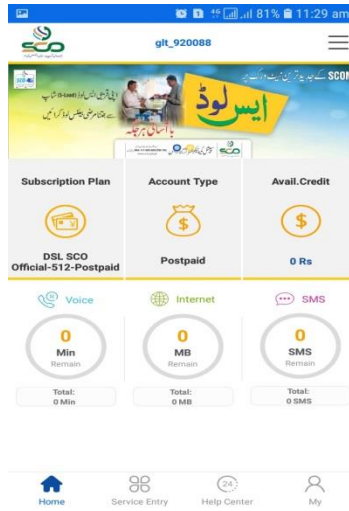
Password

Login

[Forget Password?](#) [Register here](#)

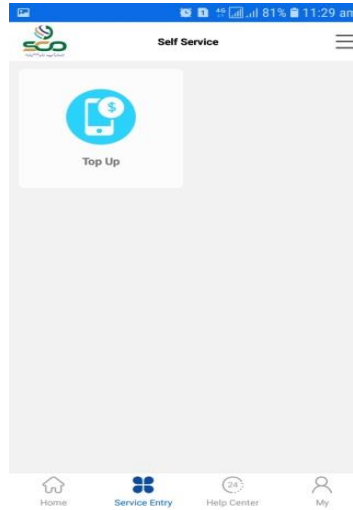
[SMS Verification Code to Login](#)

5. After Login you will be redirected to the main screen (Dashboard)

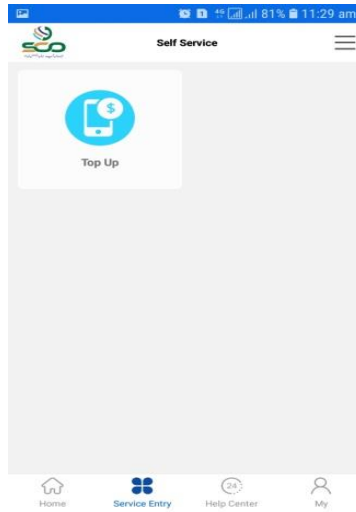


6. It shows the account statistics about voice, internet and SMS.

7. Click on "Service Entry"



8. Click on **“Top Up”**



9. Enter the Voucher Card number PIN code in the PIN code text box and then click Top up button

